

# MAT MIS

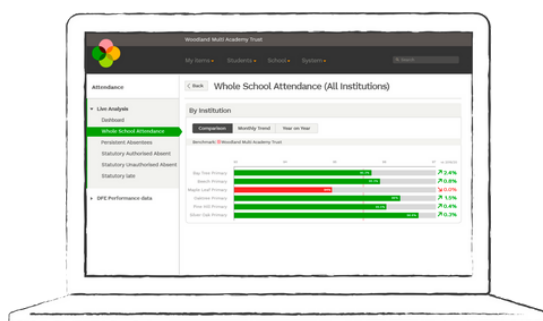
## The Next Evolution

Discover the next evolution of MAT MIS, and see how we've designed the feature set to flex as your trust matures

# Arbor is the MIS and data platform for your whole trust

Brilliant individually, MAT MIS, School MIS and Data Warehouse from Arbor work even better together - giving your trust one, joined-up mission control at last.

Give your schools the tools they need to manage their day-to-day, give your central team the ability to drive efficiency and standardise workflows, and empower your leaders to make data-informed decisions as your trust grows.



## Essentials

### Get an extra pair of hands for your team

Our starter tier gives you a central, easy-to-use home for all your schools' data. Get rid of your spreadsheets and say goodbye to individual logins for every MIS in your trust. Essentials starts to take manual workarounds and reporting off you at last - perfect for small teams

## Plus

### Centralise work, policies and data views

Our Plus tier gives you a full, central MIS for your trust team. Get market-leading tools to align and manage your trust - from defining policies at a central level, to centralised comms, and a built-in BI Connector

## Enterprise

### See all your trust's data in one place, in your own data warehouse

Our brand new Enterprise tier gives trusts an out-of-the-box data warehouse for the first time. Reduce your system complexity and data-collection headaches by bringing all your datasets together in your own Data Warehouse, managed by Arbor. Analyse, spot trends and make strategic data-driven decisions in a whole new way

# Our MAT MIS Packages

To make sure you and your team have the right tools for your MAT we have enhanced all of our MAT packages, giving you access to even more features.

Find the right fit for your trust with one of Arbor’s three packages.

Essentials	Plus	Enterprise
Essentials features include:	All Essentials features, plus:	All Essentials and Plus features, plus:
✓ Connects to Arbor MIS automatically	✓ Assessment Dashboards	✓ Custom Data Warehouse
✓ Permission log in to school MIS	✓ Assessment Policy Pushdown	£ Data Connectors
✓ Built in attendance, behaviour and context dashboards	✓ Attainment Over Time	£ HR Integration
✓ Custom Report Builder	✓ User Defined Fields Pushdown	
✓ Live feeds	✓ Mark and Cohort level analysis	
✓ Create clusters	✓ Attendance Thresholds	
✓ Central team staff records, checks and reporting	✓ Census Audit	
✓ User management and permissions	✓ Centralised emailing	
✓ Staff Search List	✓ Bulk actions	
✓ MAT level API	✓ New School Year Setup Audit	
✓ User List Audit	✓ Pay Scale Pushdown	
	✓ Parental Engagement	
	✓ BI Connector	
	✓ BI Viewer - coming soon	
	£ Data Connectors	
	£ HR Integration	

New in this package for 2024

# MAT MIS Plus

Centralise work, policies and data views

Tools and services exclusive to Plus and Enterprise MAT MIS

## Assessments

---

### **Assessment policy pushdown**

Set policies at trust level and pushdown for consistency across your schools

### **Attainment over time**

Compare grades over time, and drill down to Student Profiles to take action

### **Mark and cohort level analysis**

See every assessment mark for every student in your trust

## Monitor

---

### **Census audit**

See which schools have completed Census, and which need help

### **New school year setup audit**

Track your schools' new school year setup progress, and see which ones need help

### **Attendance thresholds**

Get notified when a school falls below a threshold you've set

## Data and reporting

---

### **User defined fields (UDFs)**

Create unique UDFs for your trust and pushdown to schools

### **BI tool integrations**

Connect your Arbor data to your BI tool and view your dashboards within your MIS

### **Pay scale pushdown**

Centrally update pay scales in MAT MIS, then push them down to your schools with the click of a button

## HR

---

## Centralised comms and parental engagement

---

### **Email multiple groups**

Send emails to multiple groups of staff, students and parents across your MAT

### **Parental engagement**

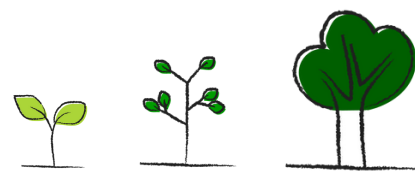
Track and analyse your schools' parental engagement levels from one central place

“

For census, we previously had to physically go into each school and sit down next to them and log in to their census and all their reports with them and do it side by side. Now we just go onto the census audit tool through the MAT MIS and it takes you straight to a school's census report screen. Doing it all remotely saves so much time.

**Rob Wall, Data and MIS Lead at Danes Educational Trust**

# The next evolution of MAT MIS



This Spring, we're excited to launch the next evolution of MAT MIS and our brand new Data Warehouse for trust central teams.

## BI Connector

Improved  
for Spring  
2024

### See your Arbor data in your chosen BI tool

No need for a manual export, connect your Arbor data into your BI tool and bring your MIS data to life with customisable visualisations. See and analyse your Arbor data in your BI tool to build the insights you need.

## Custom Data Warehouse

New for  
Spring  
2024

### Centralise your data in Arbor's Custom Data Warehouse

Your trust's own data warehouse. Load external data into our managed infrastructure to enable reporting from all your sources in one place.

## Data Connectors

New for  
Spring  
2024

### Connect all your MAT data together

Subscribe to datasets via Arbor, and stream them into your BI tool. Look out for the release of our Ofsted, IDACI and ASP Connector coming soon. Swiftly followed by a Data Connector for CPOMs.

## BI Viewer

Coming  
soon

### Your BI and Arbor Dashboards under one roof

Give your teams access to view your BI Dashboards within Arbor. Your teams no longer need to login to multiple places to access your BI views, they can see them directly from their MIS.

# MAT MIS Roadmap

We're continuing to evolve MAT MIS over the coming months and years to make sure your central teams have the best tools available to them.

## Currently in development

### **MAT Staff Development**

Whether you use Arbor MIS or one of our HR partners you'll be able to create Appraisals and Objectives for central staff so you've got staff progression covered across the whole MAT.

### **Broader Policy Pushdown**

Building on the success of centrally controlled pay scales to reduce administrative tasks across the trust.

### **Whole MAT Staff in Custom Reports**

Extending our much-loved Custom Report functionality to include central team staff for quick, ad-hoc reporting.

## In planning

### **Enable MAT staff to approve school workflows**

Pave the way for centralised support functions across your whole trust.

### **Standard metrics suite**

Standardising metrics enhances transparency and consistency in analytics, and enables the development of summary measures like student and cohort health scores.

### **Improved policy oversight**

Enabling you to stay on top of key school operations and offer support where needed.

### **AI reporting**

Query your data using natural language to reduce the skills burden in reporting.

### **Flexible, customisable data visualisation**

View data in the way that works for you with greater drilldown and filter capabilities on MAT MIS.

### **Live Benchmarking suite**

Building on the success of our popular attendance and KS1 benchmarks we will be enriching our benchmarking capability.

# Get the most out of MAT MIS



Once your schools are active on Arbor, it's time to focus on the features we've designed specifically for you and your central teams.

Each training session is designed to help your central team drive impact across your MAT.

£350 per course

## Arbor Foundations for MATs

Get the foundations you need to start using MAT MIS, including how to use it to collaborate across your trust and support your central team.

Required training

## People and HR

Learn how to manage your staff and their profiles - from managing contracts and pay scales for your central team to viewing school-level staff records and running staff reports. Our People and HR training is designed specifically for your HR team.

## Operational Reporting and Analytics

Build the confidence to create, run, schedule and analyse reports. Learn where to find your data, both at the trust and school level, and how to use bespoke reporting tools.

Join the Arbor community to share top tips and best practice with your fellow Arbor users

Arbor HQ is your go-to space to network with fellow Arbor users, and learn from each other.

Join exclusive Arbor HQ meetups and webinars, and be the first to know about new features and product updates.




[Click here to join Arbor HQ](#), or scan the QR code above

# Want to hear more about what Arbor can do for your MAT?

Get in touch with your Account  
Manager at:

**[accountmanagers@arbor-education.com](mailto:accountmanagers@arbor-education.com)**

 Arbor Education

 @arboredu

[www.arbor-education.com](http://www.arbor-education.com)